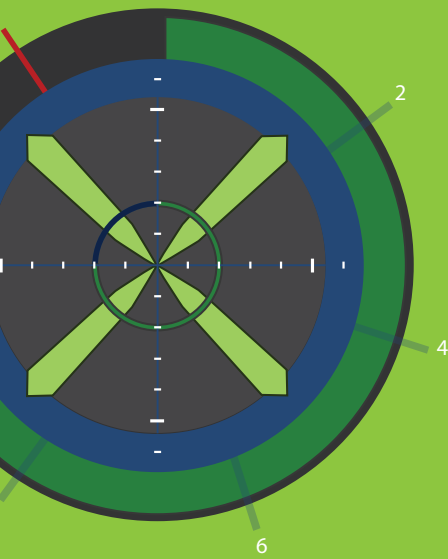


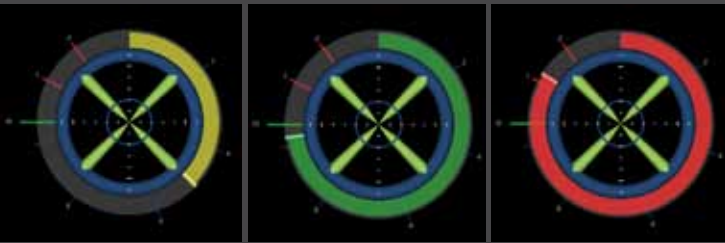
**X-GUIDE™**

**DYNAMIC 3D NAVIGATION**  
FOR MORE ACCURATE IMPLANT SURGERY



BELIEVE  
IN  
BETTER

# ABSOLUTE IMPLANT PRECISION



X-Guide provides easy, color tracking of drill depth during surgery.

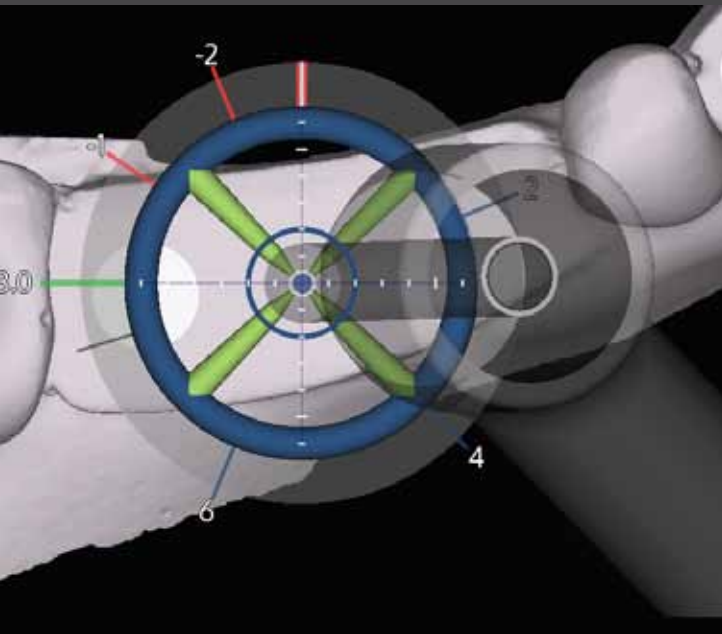
## Expand your control over the implant process.

By integrating Cone Beam 3D imaging into your practice, it's clear that you value accuracy and precision in planning. Don't stop there. Continue to control the exact placement of implant POSITION, ANGLE and DEPTH with X-Guide™ Dynamic 3D Navigation during live surgery.

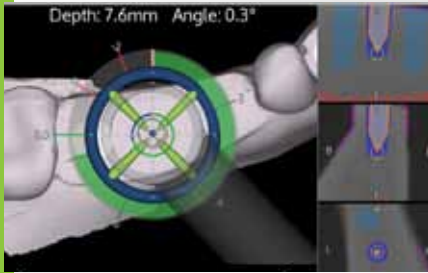

Our X-Guide system is designed to consistently elevate **Precision** and **Control** in your dental implant surgeries.

Interactive, turn-by-turn guidance gives you the ability to improve every movement of your handpiece during osteotomy and implant delivery for more exact implant placement – like GPS for your drill.

X-Guide makes it easy to be exact by using impressive, patent-pending navigation technologies.



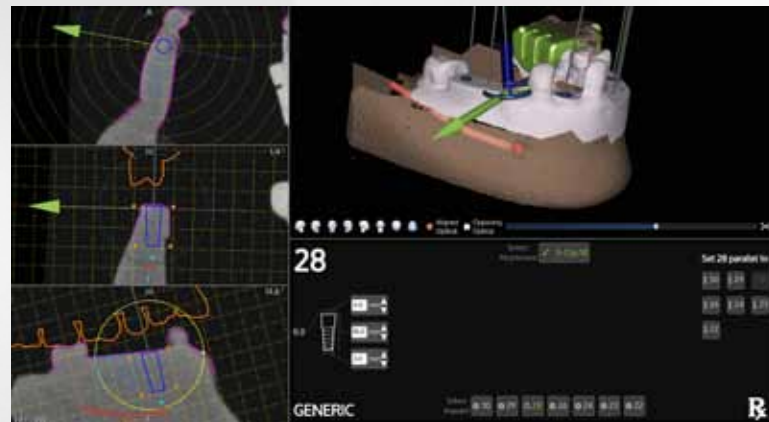
SCAN · PLAN · NAVIGATE



# EASY NAVIGATION FOR BETTER CONTROL

**Achieve a higher level of implant accuracy for your practice with X-Guide™.**

Patent-pending X-Point technology makes it easy to look at the screen and concentrate on one dynamic focus point to assist in precisely guiding the surgical implant. The result - consistently achieve a more desirable functional and aesthetic outcome.



# DELIVER IMPLANTS WITH CONFIDENCE

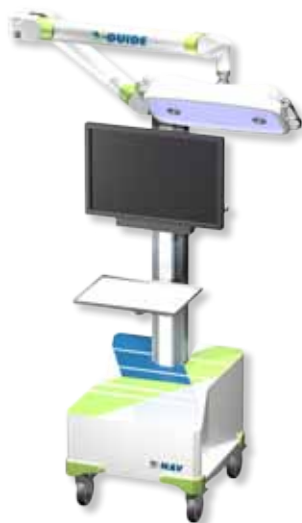


## Confident Planning

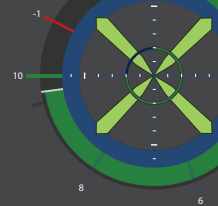
The X-Guide™ system is compatible with most Cone Beam 3D systems. Use the robust X-Guide implant planning software to plan all factors of the ideal implant location. Visualize the placement of virtual teeth for better aesthetic planning. If using an intraoral scanner, go a step further with six simple clicks and register the intraoral scan to plan an ideal restorative outcome with opposing teeth in occlusion.

## Easy Navigation & Precise Placement

In surgery, control real-time movements of your drill and implant placement with remarkable precision - use the X-Point to navigate position, angle and depth.



# THINK ABOUT THIS



## IT'S ACCURATE.

You've planned in remarkable detail. Now you can place in remarkable detail.

## IT'S IMMEDIATE.

Make same-day, guided surgery a reality for more patients. No additional processing or shipping delays that are common in the static guide process.

## IT'S AFFORDABLE.

Just a fraction of the cost of traditional guides.



# IMPRESSIVELY EASY • REMARKABLY ACCURATE • INCREDIBLY CONSISTENT

## We know dental. We know technology.

At X-Nav Technologies, we innovate to deliver solutions that we believe will help you practice better dentistry.


With over 230 cumulative years of medical/dental product experience, our team consists of advanced optical CT guidance scientists, dental/medical planning software experts, leading dental CBCT engineers and clinical and industry relation experts. By combining our expertise + passion we aim to

advance patient care and improve doctor productivity. Developed in close collaboration with leading Oral and Maxillofacial Surgeons, the X-Guide system promises to deliver what today's implant clinicians are looking for.

Further assuring our confidence in this next wave of technology, the X-Nav Technologies leadership includes part of the original team that brought i-CAT® and Cone Beam 3D imaging to the dental industry.

**"Just as cone beam 3D imaging has transformed the dental implant process, this next advancement in technology will bring more precision and confidence in transferring 3D treatment plans to the patient, with ease."**

*Ed Marandola, President & CEO*



X-Nav Technologies, LLC  
1555 Bustard Road, Suite 7S  
Lansdale, PA 19446  
Customer Service: 267-436-0420  
[www.x-navtech.com](http://www.x-navtech.com)

## Ready for more info?

**Call us: 855.475.9628**

**Email us: [info@X-NavTech.com](mailto:info@X-NavTech.com)**



Emergo Europe  
Molenstraat 15  
5213 BH The Hague  
The Netherlands